

Featuring: In-map

By: Ji, Xiaoyu

In this project, we designed a mobile app that provides comprehensive guide to different resources within the library. The app is an interactive map that displays the physical structure and layout of the library while showing the location of utilities and people in the library. With this interactive map in hand, users can check locations, detailed information and availabilities of the resources as well as the people they would like to meet in the library. The ultimate form for the application would be a virtual library that can directly reflect the status of utilities and activities in the library.

Learn more on page 47

Concept Map

Be Curate · Official Index · Volume I
Copyright © 2015 PMP Technology

Be Curate · Volume 1

Be Curate is a web portal that aspires to present the general public with media that showcases creative work from around the world which was initially published on the creative network Behance.

Over the years, Behance has hosted millions of creative projects and much of the work is lost to information overload caused by the velocity of great projects published worldwide.

This index will give the reader a glimpse into a random sample of artistic work that will rarely bubble up in a Behance search. Some of this work ought not be lost and thus Be Curate wants to bring great work directly to you. Maybe it can spark interest and more so, inspiration

*The creative mind is a mind
that is truly free.*

Forward

Greetings! This index was created to give you the reader an opportunity to view and contemplate creative projects from around the world that have been published to and are housed on Behance Network (<http://www.be.net>). The motivation in creating an index of this sort is to capture a non biased and purely random *yet curated* sample of recent projects posted on Behance.

So how is it purely random yet curated? In short the 35 artists that are incorporated into this index have been selected from a superset of 225 artists that were compiled in purely random fashion.

It is the intent of this work to open a bridge between the general public and artists that would not exist otherwise. At least, within the bounds of the Be Curate community.

Be Curate

Be Curate is an online portal dedicated to making Behance projects (and in particular those that have lost themselves by way of a law of large numbers) accessible to the general public. The online portal is in its naisance stages. Stay tuned to learn about artists on Behance in general along with Be Curate.

Index Volume I

A

Albertini, Mileva ■ Fashion · Fashion
Styling · Illustration
101

Armstrong, Timothy ■ Branding · UI/
UX · Web Design
137

B

Bradford, Simon ■ Drawing
197

Brás, Carla ■ Furniture Design ·
Industrial Design · Interior Design
133

C

Chaize, Michael ■ Graphic Design ·
Illustration
201

Chan, Camille ■ Illustration
193

Chow, Jiaxin ■ Graphic Design
59

F

Farrell, Sarah ■ Illustration
1

G

Gallego, Nacho ■ Art Direction ·
Illustration · Typography
15

Gryb, Sveta ■ Packaging
67

H

Horyma ■ Creative Direction · Digital
Photography · Fine Arts
45

J

Janneh, Mariama ■ Interior Design
105

Ji, Xiaoyu ■ Interaction Design
47

Johns, Hannah ■ Drawing
95

K

Krigkou, Petroula ■ Character Design
· Drawing · Illustration
31

L

Lipa, Aga ■ Graphic Design 37

M

Matos, Pedro ■ Fashion · MakeUp
Arts (MUA) · Photography 211

Moiseeva, Anastasia ■ Drawing ·
Graphic Design · Illustration 163

Morozova, Natasha ■ Drawing ·
Illustration · Painting 153

N

NY, Global Point ■ Branding ·
Interior Design 85

O

Olson, Joel ■ Photography 145

P

Pamyatnih, Irina ■ Illustration 111

Panella, Kim ■ Digital Art ·
Illustration · Typography 41

Peña, Luis ■ Advertising ·
Photography · Photojournalism 181

Perin Pellizzaro, Bruna ■ Branding ·
Fashion 123

Q

Qi, Yumiko ■ Drawing · Illustration 175

S

Sato, Nobuhiro ■ Branding ·
Illustration · Print Design

75

Shahnaz, Mohd Itzhar ■
Photography · Photo Manipulation ·
Digital Photography

7

Shichkina, Mari ■ Drawing ·
Illustration · Print Design

109

Sujana, Pande ■ Art Direction · UI/
UX · Web Design

61

Suryadi, Yosa ■ Fine Arts ·
Photography · Retouching

21

T

Thompson, Ryan ■ Digital Art · Fine
Arts · Illustration

127

Toro, Valentina ■ Character Design ·
Illustration

167

Tram, Bich ■ Drawing · Painting

189

V

Vicedo, Rubén ■ Graphic Design ·
Illustration

141

Mica competitive scholarship portfolio 2014

 <http://www.behance.net/gallery/14183089/MICA-Competitive-Scholarship-Portfolio-2014>

January 31, 2014

This work was published under the creative commons CC BY-NC license type. To learn more about license types see the appendix.




Illustration

My 2014 competitive scholarship portfolio.












The Artist  <https://www.behance.net/Sarahfarrell>

Farrell, Sarah

Annapolis, MD, USA



M o n o k r o n i k l

🔗 <http://www.behance.net/gallery/689131/M-o-n-o-k-r-o-n-i-k-l>

September 08, 2010

This work was published under the creative commons CC BY-NC license type. To learn more about license types see the appendix.




Photography · Photo
Manipulation · Digital
Photography

A collection of my compositions in black and white, some film, some digital, some manipulated.


Monokronik|Life in Mono - Photo Collection

My collection of black & white compositions, some film, some digital, some manipulated.











The Artist  <https://www.behance.net/itzharshahnaz>

Shahnaz, Mohd Itzhar

Kuala Lumpur, Malaysia



R /// de /// rio

 <http://www.behance.net/gallery/6440895/R-DE-RIO>

December 26, 2012

This work was published under the creative commons CC BY-NC-ND license type. To learn more about license types see the appendix.



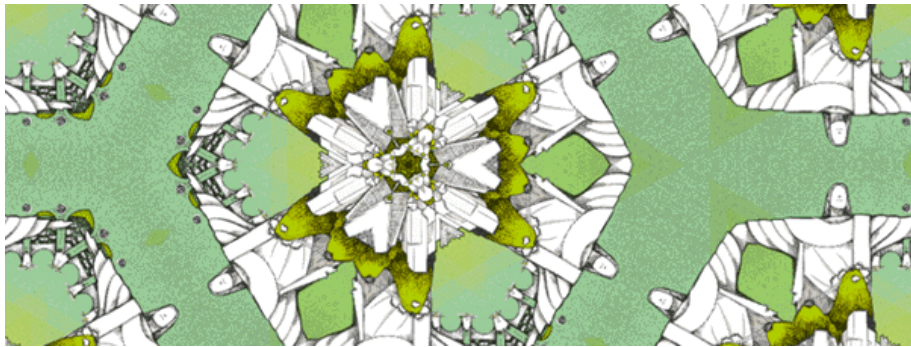
Art Direction · Illustration ·
Typography



In the R of Rio you can find architectural fusion, incessant traffic, Corcovado, Pao de Azucar, the neighborhood of Lapa, Selarón, Maracanã y Bellini. But also Copacabana and Ipanema, the Cathedral of St. Sebastian, flip-flops, sports and the sun: an endless contrast well worth knowing. En la R de Rio puedes encontrar fusión arquitectónica, incesante tráfico, Corcovado, Pao de Azucar, barrio de Lapa, Selarón, Maracanã y Bellini. Pero también Copacabana e Ipanema, la catedral, chanclas de playa, deporte y sol. Un continuo contraste que merece la pena conocer.




RIO DE JANEIRO Showusyourtype Dec 2012 No hacía un mes que visité por primera vez Rio cuando recibí la invitación para participar en la última edición de Sowusyourtype, la excusa perfecta para rendir tributo a sus heterogéneas y cautivadoras formas. En la R de Rio puedes encontrar fusión arquitectónica, incesante tráfico, Corcovado, Pao de Azucar, barrio de Lapa, Selarón, Maracanã y Bellini. Pero también Copacabana e Ipanema, la catedral, chanclas de playa, deporte y sol. Un continuo contraste que merece la pena conocer. It was less than one month ago that I had visited Rio for the first time when I recieved the invitation to take part in the last issue of Sowusyourtype, so it struck me as the perfect excuse to pay homage to its heterogeneous and captivating shapes. In the R of Rio you can find architectural fusion, incessant traffic, Corcovado, Pao de Azucar, the neighborhood of Lapa, Selarón, Maracanã y Bellini. But also Copacabana and Ipanema, the Cathedral of St. Sebastian, sports, flip-flops and the sun: an endless contrast well worth knowing.









The Artist  <https://www.behance.net/nachogallego>

Gallego, Nacho

Madrid, Spain



Ananda + candace ~ pre wedding | bali, indonesia

🔗 <http://www.behance.net/gallery/4851001/Ananda-Candace-Pre-Wedding-Bali-Indonesia>

August 17, 2012

This work was published under the creative commons CC BY-NC-ND license type. To learn more about license types see the appendix.



Fine Arts · Photography ·
Retouching

Copyright 2012 Yosa Suryadi

Ananda & Candace ~ Prewedding Bali, Indonesia

We're having a blast shooting this pre wedding in Bali, the couple is so relaxed and fun to work with and also to show again that Indonesia have so many beautiful places for pre wedding shoot compared to overseas. I love beaches, I love the smell of sea water, the wind blows and especially the sunset. So when I first told that they want to shoot their pre wedding in Padang - padang beach, I was so thrilled. Though when we got there, we only have such a short time to enjoy the scenery. Not because we're rushing, but because suddenly so many people showed up and the beach was kinda full. So we have to shoot the pre wedding quickly to catch the scene and the sunset. The funny story is, when we shot at the Mangrove forest. There are two other wedding photographer shooting pre wedding at the same time as ours. One is from Taiwan, and the other one from Japan. I love it when I can see how other photographer work especially from the other country. While we know the weather's gonna be super hot during the day, the couple from Japan is busy wearing a full wedding gown. I can only imagine how uncomfortable with the dress, but hey..all for a good picture, right? This is also the first time I work with the famous make up artist - Erika Jennings. As you can see, her work is amazing and such an honor to work with her. And last but not least Thanks to my fiancée, I can only thank her so much for her hard work and support as well while shooting this pre wedding together. I really happy it when she accompany me during the shoot. Credits: Make-up: Erika Jennings


















The Artist  <https://www.behance.net/alexanderyosa>

Suryadi, Yosa

Surabaya, Indonesia



For the little ones

 <http://www.behance.net/gallery/5134993/for-the-little-ones>

September 12, 2012


This work was published under the creative commons CC BY-NC-ND license type. To learn more about license types see the appendix.



Character Design · Drawing · Illustration

for the little ones!










The Artist  <https://www.behance.net/pkrigkou>

Krigkou, Petroula

Athens, Greece



Uyo architects ci

 <http://www.behance.net/gallery/11101819/UYO-Architects-CI>


September 24, 2013

This work was published under the creative commons CC BY-NC license type. To learn more about license types see the appendix.



Graphic Design

UYO Architects CI






The Artist  <https://www.behance.net/agalipa>

Lipa, Aga

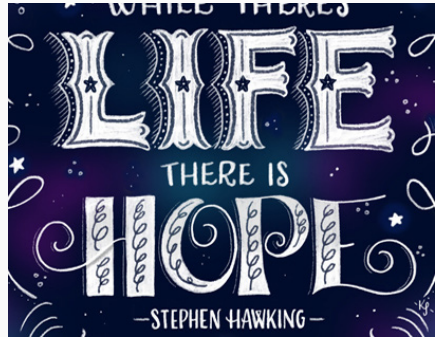
Warsaw, Poland

While there's life there is hope

 <http://www.behance.net/gallery/19098785/While-Theres-Life-There-Is-Hope>


August 16, 2014

This work was published under the creative commons CC BY-NC-ND license type. To learn more about license types see the appendix.



Digital Art · Illustration ·
Typography

I love gazing at and drawing the night sky and this Stephen Hawking quote was so beautiful I decided to make a print.






The Artist  <https://www.behance.net/kimpanella>

Panella, Kim

Orlando, FL, USA




... people too (lightgraphic - reflexions. distortions)

 [http://www.behance.net/gallery/14334715/-people-too-\(LightGraphic-Reflexions-Distortions\)](http://www.behance.net/gallery/14334715/-people-too-(LightGraphic-Reflexions-Distortions))

February 06, 2014

This work was published under the creative commons CC BY-NC license type. To learn more about license types see the appendix.



Creative Direction · Digital
Photography · Fine Arts


The photo is executed in technique «LightGraphic », that assumes illumination of model by small light sources in darkness on long endurance. Thus, all lightcloth (composition) - is one Photo Exposition, is embodied on a matrix of the camera in one click of a shutter. Sometimes photos, executed in such a way, we use as sketches for creation of subject compositions in the graphic editor. The graphic editor we use as virtual a canvas, brushes and paints.



The Artist  <https://www.behance.net/horyma>

Horyma

Moscow, Russian Federation



In-map - ios app design

 <http://www.behance.net/gallery/12893613/In-Map-IOS-App-Design>

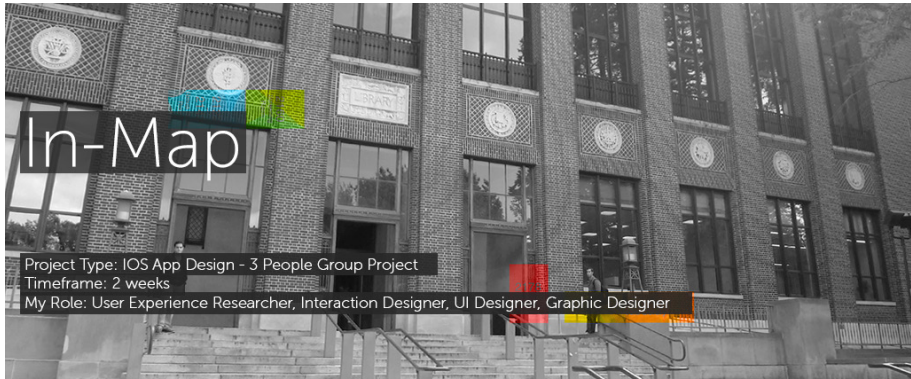
December 08, 2013

This work was published under the creative commons CC BY-NC license type. To learn more about license types see the appendix.



Interaction Design

In this project, we designed a mobile app that provides comprehensive guide to different resources within the library. The app is an interactive map that displays the physical structure and layout of the library while showing the location of utilities and people in the library. With this interactive map in hand, users can check locations, detailed information and availabilities of the resources as well as the people they would like to meet in the library. The ultimate form for the application would be a virtual library that can directly reflect the status of utilities and activities in the library.

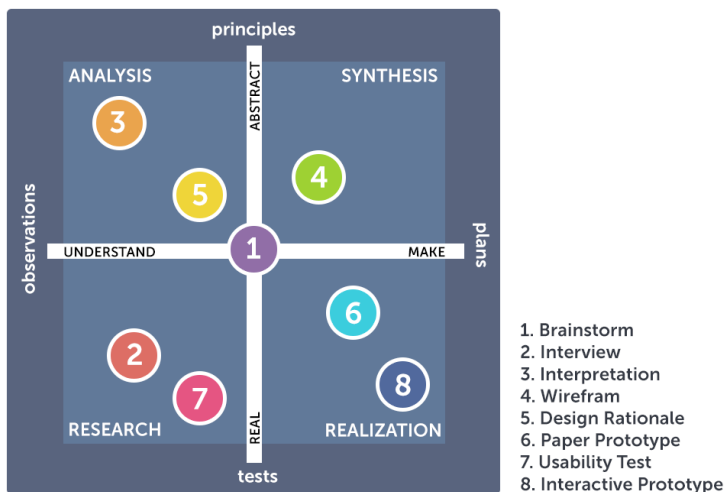


Project Type: IOS App Design - 3 People Group Project
Timeframe: 3 weeks
My Role: User Experience Researcher, Interaction Designer, UI Designer, Graphic Designer

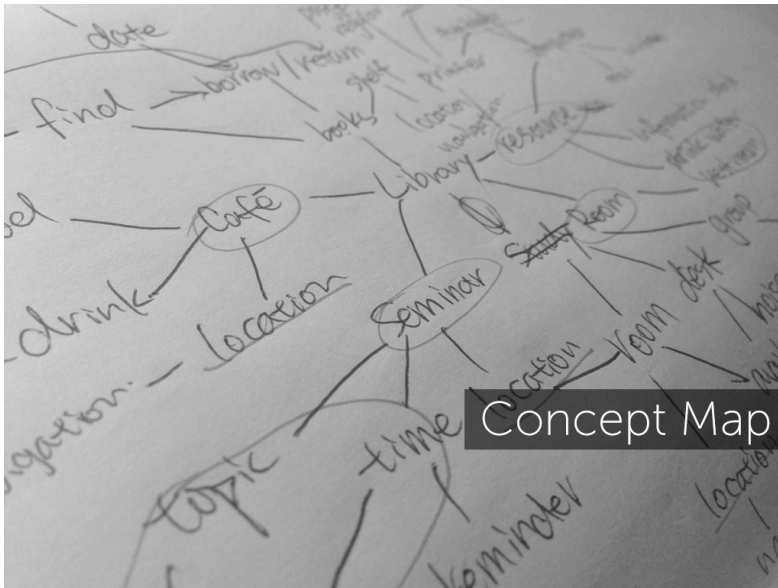
1. App Overview In this project, we designed a mobile app that provides comprehensive guide to different resources within the library. The app is an interactive map that displays the physical structure and layout of the library while showing the location of utilities and people in the library. With this interactive map in hand, users can check locations, detailed information and availabilities of the resources as well as the people they would like to meet in the library. The ultimate form for the application would be a virtual library that can directly reflect the status of utilities and activities in the library.

2. Target User The mission of library in University of Michigan is "to support, enhance, and collaborate in the instructional, research, and service activities of the faculty, students, and staff, and contribute to the common good by collecting, organizing, preserving, communicating, and sharing the record of human knowledge." Even though there are different academic purposes for each targeted role, students, faculties and staffs all require fundamental services about how to easily access to abundant library resources on the go. For this reason,our target population for this design includes students, faculties, and staff at University of Michigan who have a need in using the resources of the library including computer,printer, group study room.

3. Design Journey and Methodology



3.1 Brainstorm and Concept map At the beginning of the project, we decided to focus on designing a system which will make the library resources or services in University of Michigan more adaptive to mobile use. After brainstorming about possible directions, we have created a concept map around the topic.



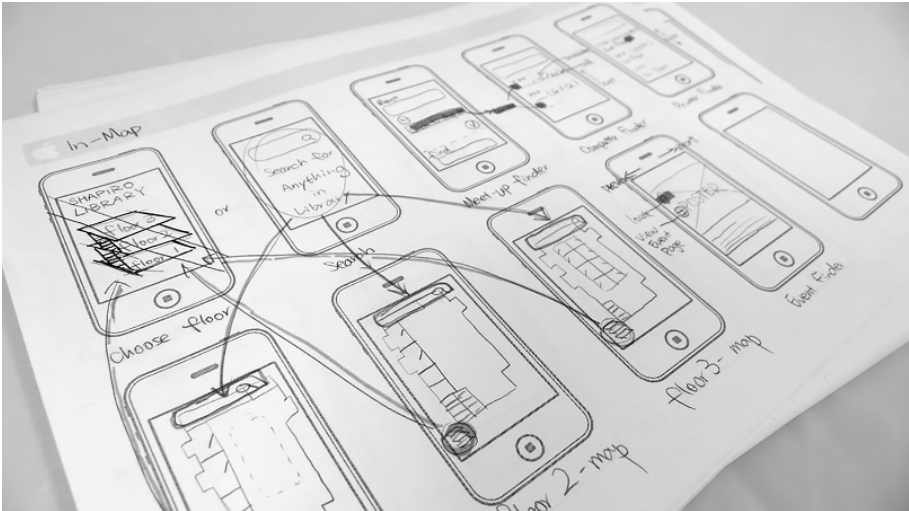
From the brainstorm, we realized that there are much more things in the library than simply the books. We noticed potential user needs of finding the information and locations of different things in libraries such as finding location and availability of library computers and searching for topics and dates of activities like lecture or seminars in the library. However, the current mobile version of the library website only focuses on book searching and reservation.

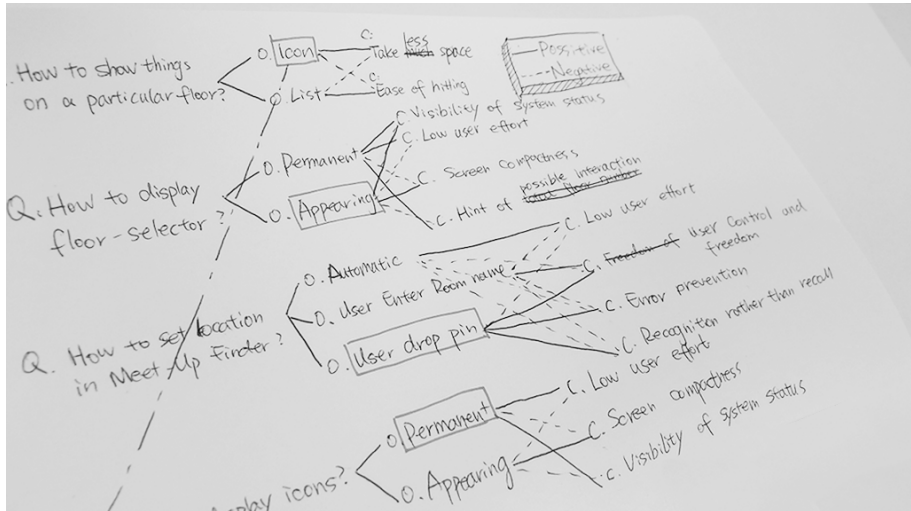
3.2 Interview and Interpretation We have conducted 5 interviews with both graduate and undergraduate students in University of Michigan's Library. Interviewees go to libraries at least two times a week. Interviewees were asked about what resources they need to find in the library and how they find them. The findings are: 1. Users are not familiar with the construction structure of the library. 2. Finding a study room or a desk in the library is difficult. 3. Resources in the library like printers and computers are in high needs but the availability is unknown unless the user go to the printer room or computer room and check. 4. It's hard to find a particular person in the library. These findings from interviews confirmed our initial problem focus and helped us define our design scope.

3.3 Storyboard and Wireframe Several wireframes were drawn to visualize our design concept. The QOC map was also created as a semiformal notation for a design rationale, intended to make it easier to discuss the tradeoffs made in choosing a the design. (Citation: Allan MacLean, Richard M. Young, Victoria M.E. Bellotti, Thomas P. Moran (1991) Questions, Options, and Criteria: Elements of design space analysis.) And the wireframes are updated iteratively. Questions - "key issues for structuring the space of alternatives" Options - possible alternatives Criteria - the bases for choosing among the options

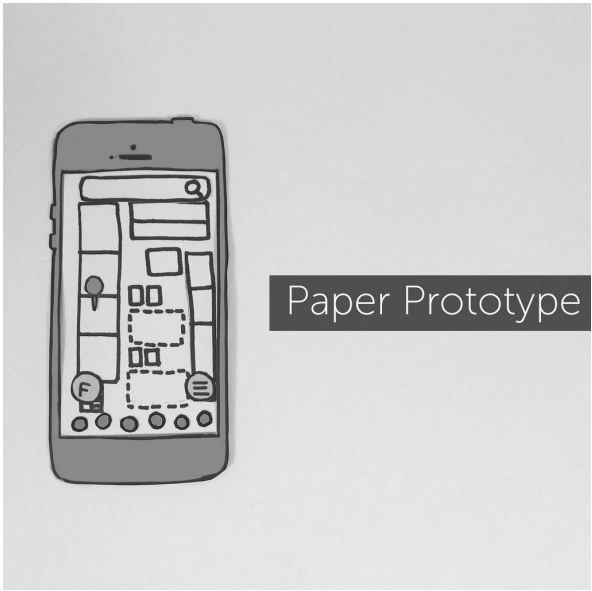


Storyboard





3.3 Paper Prototype and Usability Test We randomly selected students in Shapiro Undergraduate Library second floor and conducted three usability tasks using our paper Prototype. Based on evidence we found in the tests, we altered several functions like detailed room information and added zoom in and zoom out function for the map.



3.4 Interactive Prototype Based on the finding from usability test, we created the interactive prototype using Javascript and Axure. This prototype can be used on iPhone. The basic function of our application would be a interactive map that allows users to browse the maps of different floors in Shapiro library. The map displays the geographical locations of rooms, bookshelves, computers, printers and common study areas. A user can tap the rooms on the map, and relevant information will be displayed. Also the user may tap the resource icons on the bottom to get direction of these resources. This interactive map can navigate users through the library and demonstrate the function of the rooms to users. With the basic interactive map, we can create various functions that help users better access the resources of Shapiro library. We have created four extended functions for the interactive map, which could be accessed through the buttons on the bottom right corner: "Meet-up Finder" is a function that helps users find each other in the library. Although the idea derives from the group finder of UC State University Library, but we provide better experience with the map. A user can enter his or her current location within the library and share it so that other people can be navigated to the user's location. To share location, the user simply enter his or her name in the first input box. Then the user can tap the second input box to drop pin on the map to record his or her location. After submitting, the location information will show up on the bottom division. Other people can tap on your location information to be navigated to your location. "Computer Finder" is used to check the availability of computers. It shows all the computing sites inside of Shapiro and show the total number and availability of all computers. It can also tell whether the computers are MACs or PCs so that users may choose from them based on their needs. A user can tap on a computing site and then be navigated to the site. "Printer Finder" helps users to locate the scattered printers within Shapiro Library. It provides a list of printers in Shapiro with detailed information such as whether the printer can print color/tabloid/poster. Also, a user can tap on individual printer to get the location of the printer. "Event Finder", which provides users with the information about recent library events. A user can swipe left or right to view different events and tap on the upper left buttons to access event page on the MLibrary website or get the event locations on the map.



[Click here to go to online interactive demo](#) (For best results, use Safari on iPhone to access the link and "Add to Home Screen")

4. Future Work Due to the limitation of technology we could use to access data from the library, our design still needs to be improved in the future. We think the idea of displaying all sorts of resources on a responsive map is a good way to visualize all the information in the library. Therefore, we suggest that the map can be a good platform on mobile phone, thus more information and resources can be include and displayed on the map in the future. Firstly, we would like to add the function of room reservation into the mobile app. From our user research, we find that the current method of reserving studying rooms are not user-friendly because all the available room are not visualized on the map and the reservation process is slow through the web application, and students really wish to have a more convenient way to reserve rooms and check the room availability. Secondly, we would like to add the monitoring system which can detect and display noise and congestion levels of different reading rooms. This information is especially important when students are searching for comfortable places to study, and it can also be displayed on the responsive map. Thirdly, the locations of the books in the library should be displayed on the map of a mobile app. It will be really convenient for users to access the information about the books in the library and go to find them on the shelves under the direction of the mobile app.


The Artist  <https://www.behance.net/yuiji>

Ji, Xiaoyu

San Francisco, CA, USA



I ching 64 hexagrams

 <http://www.behance.net/gallery/17057463/I-Ching-64-Hexagrams>

May 21, 2014

This work was published under the creative commons CC BY-NC license type. To learn more about license types see the appendix.



Graphic Design

One of the Chinese Philosophy is I Ching (22). In I Ching (The Book of Changes) there have 64 hexagrams. And those hexagrams all are look very similar, so that was used colours to differentiate and clarify it.



One of the Chinese Philosophy is I Ching. In I Ching (The Book of Changes) there have 64 hexagrams. And those hexagrams all are look very similar, so that was used colours to differentiate and clarify it.

The Artist  <https://www.behance.net/jiaxin-chow>

Chow, Jiaxin

Singapore, Singapore




Biasa fashion

 <http://www.behance.net/gallery/14435049/Biasa-Fashion>

February 10, 2014

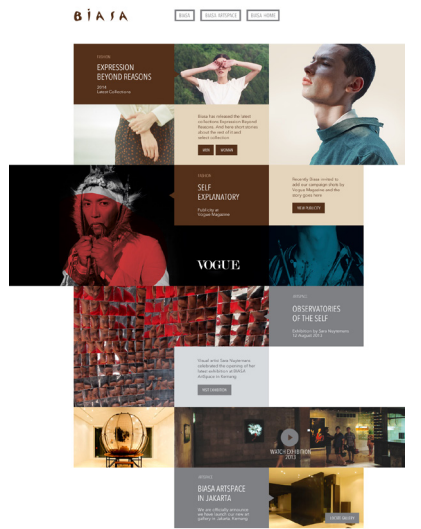
This work was published under the creative commons CC BY-NC license type. To learn more about license types see the appendix.



Art Direction · UI/UX · Web Design

Biasa Group Brand New Website

<http://biasagroup.com/>



Copyright Bias 2015. All rights reserved.

BIASA


ABOUT BIASA
COLLECTIONS
CAMPAIGN
WHOLESALE

NEWS & EVENTS
STORE LOCATOR
PUBLICITY
CONTACT

BIOS

BIOSA ARTISTRY | BOSA HOME

HISTORY
PHOTOGRAPHY
VIDEO
MADE IN BALI



SUSANNA PERINI

Italian-born Susanna Perini's first trip to Bali in 1987 changed her forever. She had finally discovered her true home, her real voice and a new vision. A resident of Bali for over two decades now and based in Bahasa Indonesia, Susanna's Italian sensibilities and long-standing support for Indonesian culture has helped promote the country's role not only home to an international audience through her work in fashion and contemporary art.

Having founded BIASA in 1994, Susanna's vision towards fashion, it drives to be a seamless collaboration of fashion, lifestyle and art. As such, are inspired by the local ingredients, Susanna is inspired by fabric and colours. It all begins with the most natural fibres, how they change, how they feel.



SUSANNA'S VISION
TRANSCENDS FASHION; IT
STIVES TO BE A SEAMLESS
COLLABORATION OF IDEALISM,
LIFESTYLE AND ART.

This transforms into intelligently cut, architectural garments, hand-crafted by local artisans, naturally dyed and fitted with delicate detail. BIASA has grown from its first store in Seminyak, Bali to over ten stores including one in Jakarta following.

A natural extension of Susanna's love of art and design worked into the most recognizable of BIASA, the BIASA ArtSpace. A contemporary art gallery she founded in Bali in 2005. BIASA ArtSpace has become a major voice in the development of the contemporary art scene in Indonesia engaging

supporting and fostering the work of both local and international artists including Ugo Untoro, Sora Puspawati and Yuni Purwati. Over the years, Susanna Perini and BIASA ArtSpace have become established spaces in Indonesian art circles. She plans to expand the gallery to Jakarta to further increase her reach to those inspired by contemporary art.

Susanna continues to be inspired by Indonesian tradition and ancestry, the sense of community

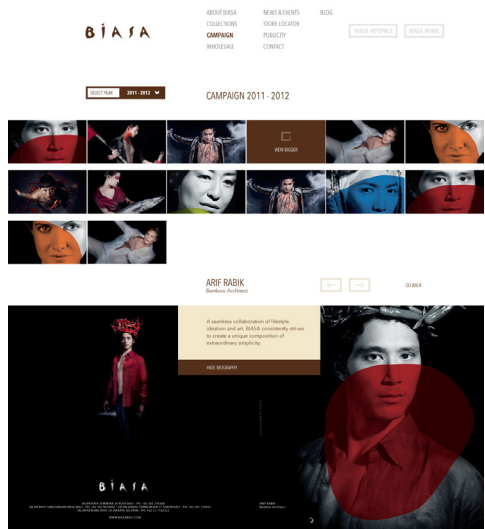
and spirituality in Bali and the many forms of artistic expression practiced through fashion and art. It is through this integration that she continues to share her vision of beauty in simplicity to those who seek it.

Copyright Bias 2015. All rights reserved.

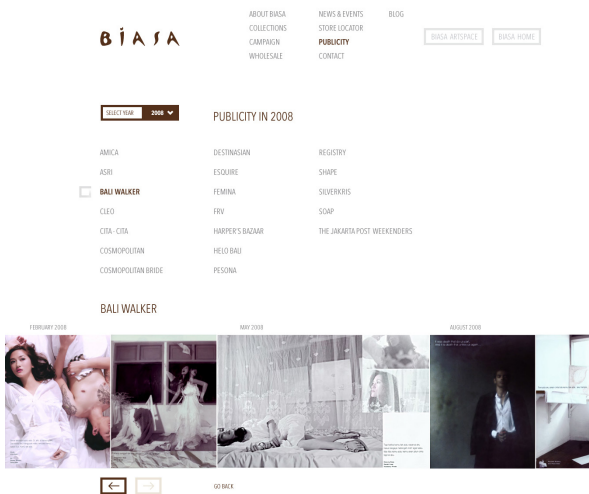


Image of BIAFA 2019, BIAFA 2019

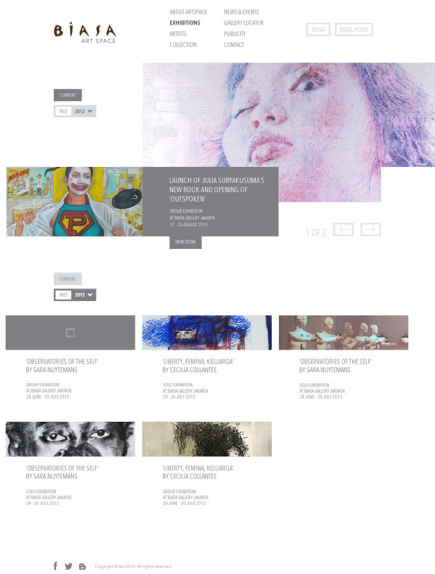
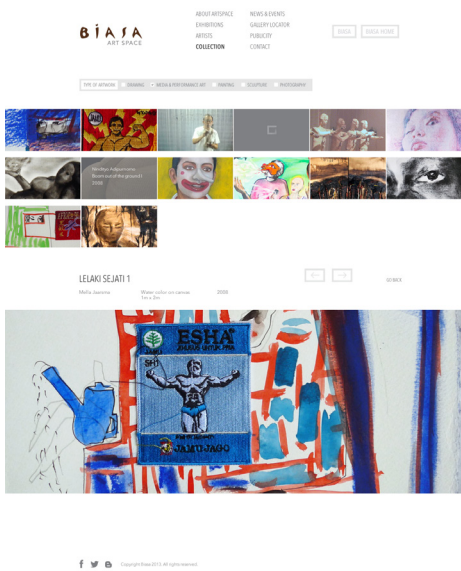


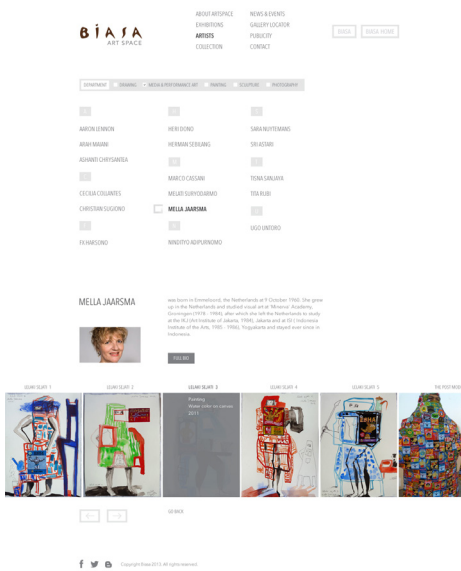


Copyright Biasa 2015. All rights reserved.



Copyright Biasa 2015. All rights reserved.





The Artist  <https://www.behance.net/tods>

Sujana, Pande

Jakarta, Indonesia



Children's stationery set

 <http://www.behance.net/gallery/12082859/Childrens-stationery-set>

November 12, 2013


This work was published under the creative commons CC BY-NC-ND license type. To learn more about license types see the appendix.



Packaging


university project of making stationery set for children in material.
2012














The Artist  <https://www.behance.net/svetagryb>

Gryb, Sveta

Kyiv, Ukraine



Okome_studio

 http://www.behance.net/gallery/19900565/okome_studio

September 19, 2014

This work was published under the creative commons CC BY-NC license type. To learn more about license types see the appendix.




Branding · Illustration · Print
Design

Okome is a software technology consulting firm. The client wanted a brand identity system that would communicate the firm's progressive approach to information technology. We guided the design process and distilled the brand essence into the concept of a single grain of rice. This inspired the brand's logo identity, while a crisp typeface and underscore symbol echo the origins of computer language.

Okome_Studio Brand Identity & Logo Design CLIENTTaro Sato
RESPONSIBILITIESBrand Identity & Logo / Business Card Template Design
CREDITSPersonal Brand Identity / Logo Design & Print




THE MISSION Okome is a software technology consulting firm. The client wanted a brand identity system that would communicate the firm's progressive approach to information technology. We guided the design process and distilled the brand essence into the concept of a single grain of rice. This inspired the brand's logo identity, while a crisp typeface and underscore symbol echo the origins of computer language.



FINAL CONCEPTOKOME + ARTISTIC + SCIENCE –

BRANDMARK—



TYPOGRAPHY—

okome_studio

VARIETY—



COLOR—



TYPEFACE—

UNIVERS 49 Light Ultra Condensed

abcdefghijklmnopqrstuvwxyz
ABCDEFGHIJKLMNOPQRSTUVWXYZ
1234567890!@#\$%^&*()_+






Client's review

The Artist  <https://www.behance.net/nobuhiro>

Sato, Nobuhiro

San Francisco, CA, USA



Barbaresco: strategy, branding and interior design

🔗 <http://www.behance.net/gallery/7106313/Barbaresco-Strategy-Branding-and-Interior-Design>

February 11, 2013

This work was published under the creative commons CC BY-NC-ND license type. To learn more about license types see the appendix.



Branding · Interior Design

Inspired by a quaint village tucked away high in the mountains of the Piemonte in Italy, BARBARESCO is the latest addition to the GLOBAL POINT restaurant branding roster. With the opening of the new restaurant in St Petersburg, they needed a complete scaleable and cohesive branding package.


















The Artist  <https://www.behance.net/globalpointny>

NY, Global Point

New York, NY, USA



Drawings

 <http://www.behance.net/gallery/16730623/Drawings>

May 08, 2014

This work was published under the creative commons CC BY-NC-ND license type. To learn more about license types see the appendix.



Drawing

These are some of my drawings. I took a few nude studies and embellished them in various ways. These are done in charcoal and colored pencil









The Artist  https://www.behance.net/hannah_johns

Johns, Hannah

Atlanta, GA, USA



Ladies burlesque

 <http://www.behance.net/gallery/14171373/Ladies-Burlesque>

January 31, 2014

This work was published under the creative commons CC BY license type. To learn more about license types see the appendix.



Fashion · Fashion Styling ·
Illustration

Faces





The Artist  <https://www.behance.net/Milevalbertini>

Albertini, Mileva

Zurich, Switzerland



Country interior

 <http://www.behance.net/gallery/8207961/Country-Interior>

April 17, 2013

This work was published under the creative commons CC BY-NC-ND license type. To learn more about license types see the appendix.



Interior Design

Country house interior inspired by nature.



Brief

The brief was to create a collection which would be a source of inspiration for the countryside. The collection was to be a source of inspiration for the countryside. The brief was to create a collection which would be a source of inspiration for the countryside.

The collection is to be a source of inspiration for the countryside. The brief was to create a collection which would be a source of inspiration for the countryside. The brief was to create a collection which would be a source of inspiration for the countryside.

The brief was to create a collection which would be a source of inspiration for the countryside. The brief was to create a collection which would be a source of inspiration for the countryside. The brief was to create a collection which would be a source of inspiration for the countryside.



"Of course, when would we be without a collection of our country homes?"



Beautiful porcelain from Pyralis at the top. I have mentioned them before, but again, their prices are so much fair. The collection is a little brighter than others. They are all very good quality. A clever combination.

Whispered and soft and sweet. So pretty. I love the sense over the top. The price is fine and has a home quality to it.

Beautiful strong bones. They are a source of inspiration for the countryside.



Craft Kitchens fabrics are pretty. They are a source of inspiration for the countryside. They are a source of inspiration for the countryside.

The dark egg blue and pink are a classic combination. Very pretty.

Inspired by... Floral Prints..

When designing this morning room I found a variety of fabrics and home decoration that I use to give beautiful the country style. Calligraphy and flowers are one of my favorite patterns. Their fabrics and home decor are designed to fit into any room.

I think they are all. The collection and patterns are so different. And always named as "country style" by many. I think they are just as well suited to a modern interior. When I found a new collection of fabrics. They were part of a collection. Kate Forman is another wonderful writer. I think they are pretty. I just wanted to share a few of my favorite home furnishings.

Crafts from Lanes. I love this piece. A rich, textured, natural pattern.

Crafts from Lanes. I love this piece. A rich, textured, natural pattern.



Laura Ashby Crafts. I love this piece. It gives a rich look to it and is on the deep end of the scale.



Country Chic

Clean glass beads on soft furnishings and lighting create pretty effects and add a touch of glamour.



French painted furnishings light to the space. They complement the dark grey paint.




The mirror has been selected for it's simplicity. It is simple and refined.



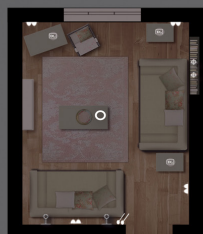
Marble lamp above. Solid and satisfying. Teamed with a floral lamp shade gives a soft feel to it.



Cabbages and Roses fabric is the perfect choice here. Teamed with a delicate grey zineham keeps the interior calm.



Drawing Room Floor Plan and Lighting Plan
Scale: 1:50
Mariama Jannah Interior Design




- Key
- Pendant Light fitting 5 arm chandelier 60w
 - Task Incandescent Desk Lamp 60w
 - 12v Recessed Downlights (directional) 50w max
 - Single 12v Halogen Wall Light 50w max
 - Double Light Switch
 - Double Plug Socket



The Artist  <https://www.behance.net/MariamaJanneh>

Janneh, Mariama

Bath, United Kingdom



Walk

 <http://www.behance.net/gallery/20709051/Walk>

October 22, 2014

This work was published under the creative commons CC BY-NC license type. To learn more about license types see the appendix.



Drawing · Illustration · Print
Design


Watercolor painting



The Artist  <https://www.behance.net/mariyart>

Shichkina, Mari

Bryansk, Russian Federation



Illustrations for gianni rodari's book blue arrow

 <http://www.behance.net/gallery/4560431/Illustrations-for-Gianni-Rodaris-book-Blue-arrow>

July 18, 2012

This work was published under the creative commons CC BY-NC-ND license type. To learn more about license types see the appendix.



Illustration

Illustrations and book maquet for Gianni Rodary book - The Blue Arrow

Illustrations for Gianni Rodari's book "The Blue Arrow"























Lorem ipsum dolor sit amet, consectetur adipiscing elit. Vestibulum diam arcu, rhoncus ut imperdiet et, pretium non lectus. Nam eget odio id diam sagittis dapibus. In placerat rutrum felis, et adipiscing erat tempus in. Etiam aliquet, odio nec iaculis consequat, tellus nunc ullamcorper nisl, et commodo lorem arcu in neque. Donec portitor sagittis nunc, et posuere nulla hendrerit quis. Proin erat enim, tincidunt vitae pellentesque sit amet, hendrerit id ante. Nulla facilisi. Morbi semper libero ut ante porta aliquam tincidunt nibh tempus. Mauris quis turpis ut metus rutrum consequat vitae nec diam. Donec vel tristique orci. Nunc fermentum imperdiet pretium. Sed nec lacus dolor. In quis lacus arcu. Morbi aliquet, velit in ornare pretium, sapien sapien egestas ipsum, eget interdum neque tortor id libero. Integer rutrum tellus a dui placerat ac pharetra mauris ullamcorper. Duis eu varius ipsum. Aliquam at libero arcu, vitae dignissim nisl. Nulla ultrices condimentum malesuada. Nulla sit amet quam ac turpis scelerisque iaculis. Mauris metus orci, vulputat ac vulputate at, cursus ut nunc.


Sed facilisis eleifend eros vel pharetra. Mauris malesuada una sed massa fermentum bibendum laoreet arcu consequat. Donec porta molestie adipiscing. Aenean malesuada rutrum rhoncus. Morbi in porta turpis. Morbi varius, nibh sit amet ullamcorper congue, sapien ante ultrices una, vel faucibus velit nibh at diam. Integer sit amet mauris ac eros tristique blandit id sit amet lorem. Cras quis metus id eros pellentesque placerat a eget arcu. Donec id nibh et libero auctor tincidunt. Vivamus sed laoreet turpis. Fusce ut justo eget tellus cursus luctus. Nulla ullamcorper, neque in dapibus vehicula, quam neque dignissim dolor, non convallis sem dui ut una. Integer sodales mattis dolor, sed venenatis una sollicitudin eget. Donec ullamcorper nisl et leo imperdiet tincidunt. Ut odio ante, pellentesque vel



The Artist  <https://www.behance.net/pipillotte>

Pamyatnih, Irina

Sofia, Bulgaria



Vitrine library feminina

 <http://www.behance.net/gallery/9338699/Vitrine-Library-Feminina>

June 17, 2013

This work was published under the creative commons CC BY-NC-ND license type. To learn more about license types see the appendix.



Branding · Fashion

Vitrine Library Feminina







The Artist  <https://www.behance.net/brunaperinp>

Perin Pellizzaro, Bruna

Rio de Janeiro, Brazil



~ the furthest star.

 <http://www.behance.net/gallery/18015069/-The-Furthest-Star>

June 30, 2014

This work was published under the creative commons CC BY-NC license type. To learn more about license types see the appendix.



Digital Art · Fine Arts · Illustration

Adore illustrations, its such a great foundation to express your creativity and your heart. I like to think that I am unique within my illustrations. My moleskin are a great personal structure to draw your inner feelings and your recent obsessions. Like for example I am obsessed with photo manipulations so I decided that I might consider of using my illustrations skills to draw a photo manip based illustration.


~ Moon



~ Up



~ Up In The Night.



~ Forest




~ Upside



~ Mountains




~ The Road



The Artist  <https://www.behance.net/RWTSB>

Thompson, Ryan

Newcastle upon Tyne, United Kingdom



Room decoration for baby

 <http://www.behance.net/gallery/6190487/Room-decoration-for-baby>

December 05, 2012

This work was published under the creative commons CC BY-NC-ND license type. To learn more about license types see the appendix.



Furniture Design · Industrial Design · Interior Design

Room decoration for baby






Room decoration for baby

The Artist  <https://www.behance.net/carlabras>

Brás, Carla

Lisbon, Portugal

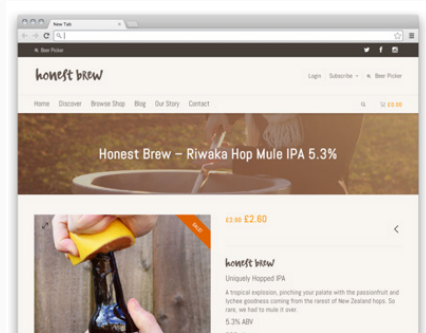


Honest brew website

 <http://www.behance.net/gallery/15820205/Honest-Brew-Website>

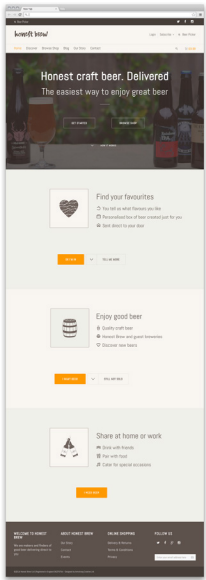
April 03, 2014

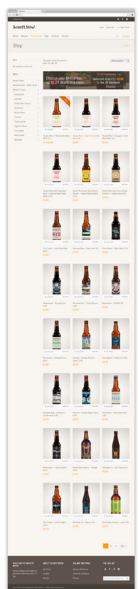
This work was published under the creative commons CC BY-NC license type. To learn more about license types see the appendix.

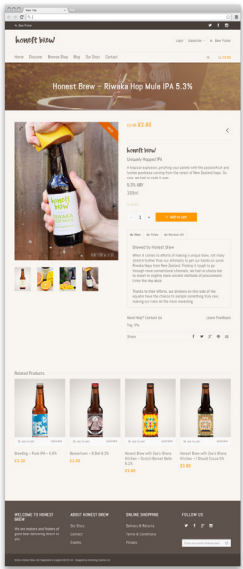


Branding · UI/UX · Web Design

The brief for this project was to produce an e-commerce platform to cater for Honest Brews craft beer range + other breweries product. I was in charge of the rebrand, UX/UI, web design, product photography and social media integration. The brewery platform has been developed in Wordpress. The website can be seen here: <http://honestbrew.co.uk/>








The Artist  https://www.behance.net/TJA_Creative

Armstrong, Timothy

London, United Kingdom



Jäger

 <http://www.behance.net/gallery/10681743/Jaeger>

September 01, 2013

This work was published under the creative commons CC BY-NC license type. To learn more about license types see the appendix.



Graphic Design · Illustration

Wild Jäger Life poster






The Artist  <https://www.behance.net/vforvicedo>

Vicedo, Rubén

Alcoy, Spain



Abigail osteen

 <http://www.behance.net/gallery/14161083/Abigail-Osteen>

January 30, 2014


This work was published under the creative commons CC BY-NC license type. To learn more about license types see the appendix.



Photography

Abigail Osteen Photo shoot

Abigail Osteen Abigail is a young talented musician. We had a great time on this shoot, she is incredibly photogenic and that made this day fun.











The Artist  <https://www.behance.net/JTODesign>

Olson, Joel

Nashville, TN, USA



Portraits for cafe menu coffee city

🔗 <http://www.behance.net/gallery/14548273/Portraits-for-cafe-menu-Coffee-City>


February 14, 2014


This work was published under the creative commons CC BY-NC license type. To learn more about license types see the appendix.




Drawing · Illustration · Painting

Portraits for cafe menu Coffee City





















The Artist  <https://www.behance.net/TashaM>

Morozova, Natasha

Moscow, Russian Federation

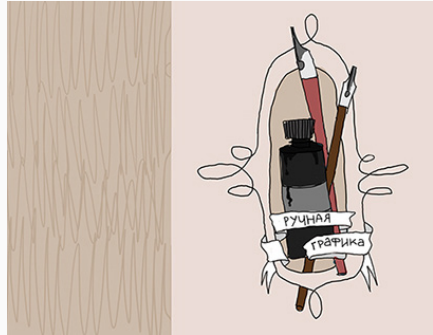


Sections for portfolio

 <http://www.behance.net/gallery/18894153/sections-for-portfolio>

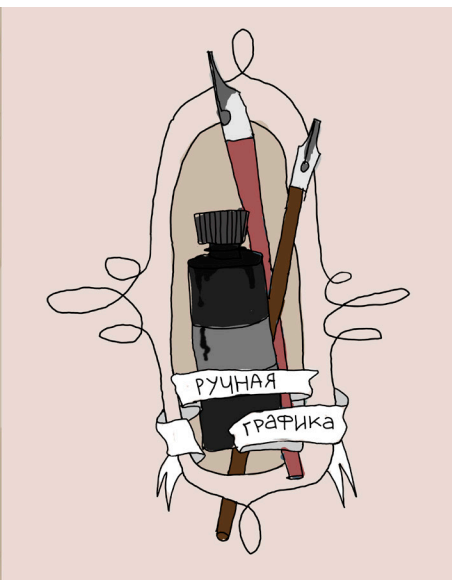

August 07, 2014



This work was published under the creative commons CC BY-NC license type. To learn more about license types see the appendix.

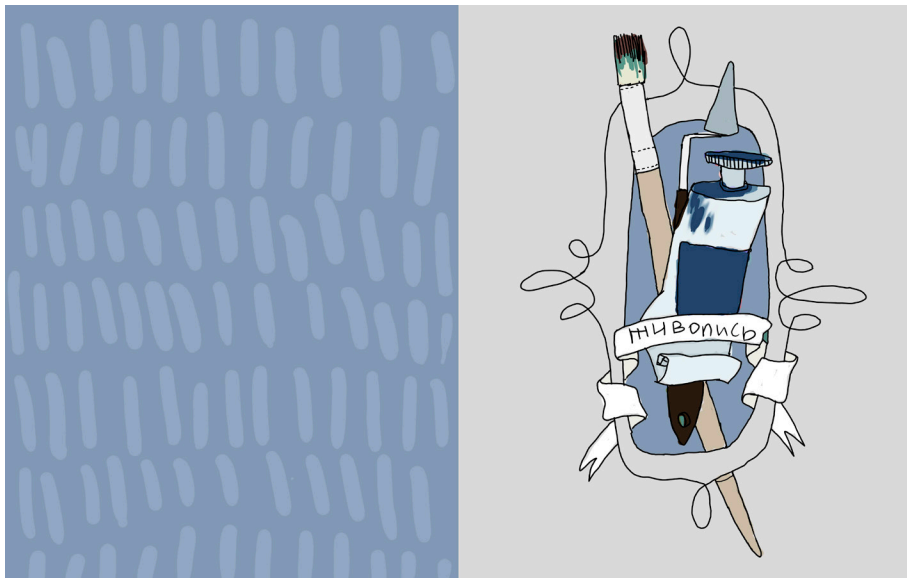


Drawing · Graphic Design ·
Illustration

sections for portfolio









The Artist  https://www.behance.net/mous_ms97d981

Moiseeva, Anastasia

Novosibirsk, Russian Federation



Las peripecias de violeta

 <http://www.behance.net/gallery/7563621/Las-Peripecias-de-Violeta>

March 12, 2013

This work was published under the creative commons CC BY-NC-ND license type. To learn more about license types see the appendix.





Character Design · Illustration


This is a children's book written and illustrated by me, published on 2013 by a national editorial company. Este es un libro infantil escrito e ilustrado por mí, publicado en 2013 por una editorial nacional.















The Artist  <https://www.behance.net/valentinatoro>

Toro, Valentina

Medellín, Colombia



Portrait illustrator

 <http://www.behance.net/gallery/15719123/Portrait-Illustrator>

March 31, 2014


This work was published under the creative commons CC BY-NC license type. To learn more about license types see the appendix.



Drawing · Illustration

Black and white .

Actor and actress .



Singer .

Avril Lavigne



Kpop star .

Kim Hyuna





L. Joe

Randon people







The Artist  <https://www.behance.net/yumikoqi>

Qi, Yumiko

Bandar Bahru, Malaysia



From jamaica with love.

 <http://www.behance.net/gallery/15069859/From-Jamaica-with-love>

March 06, 2014

This work was published under the creative commons CC BY-NC license type. To learn more about license types see the appendix.




Advertising · Photography ·
Photojournalism


love & life in Jamaica.

. . . . From Jamaica with loveSelects from my trip down there - capturing the life and energy of the island for Appleton Rum












The Artist  <https://www.behance.net/elpena>

Peña, Luis

San Francisco, CA, USA



L hanoi opera house I

 <http://www.behance.net/gallery/19125301/I-Hanoi-opera-house-I>



August 18, 2014


This work was published under the creative commons CC BY-NC license type. To learn more about license types see the appendix.



Drawing · Painting

School project & periodic exhibition






The Artist  <https://www.behance.net/Bichtram6894>

Tram, Bich

Ho Chi Minh City, Vietnam



Aura | carlos fuentes

 <http://www.behance.net/gallery/16724939/Aura-Carlos-Fuentes>

May 08, 2014

This work was published under the creative commons CC BY-NC license type. To learn more about license types see the appendix.



Illustration

Illustrations for Carlos Fuentes' Aura.





The Artist  <https://www.behance.net/camillechan>

Chan, Camille

New York, NY, USA



Dem

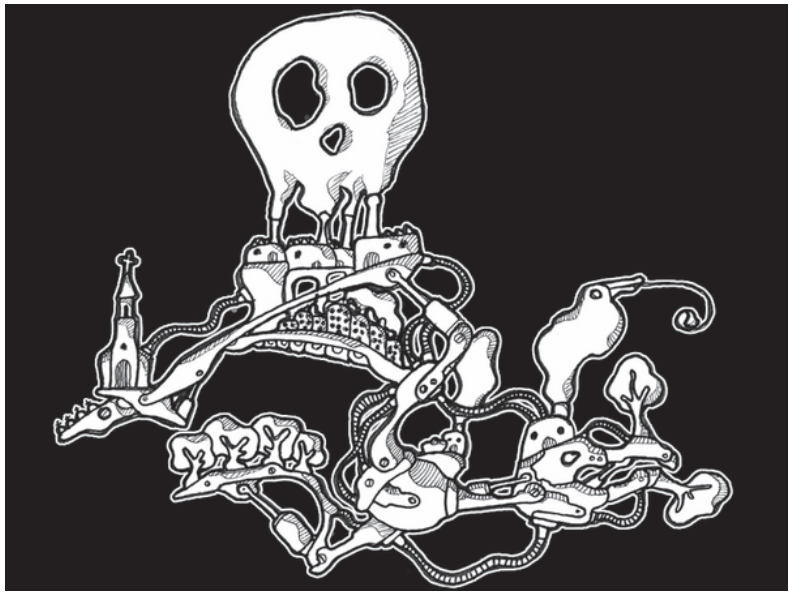

 <http://www.behance.net/gallery/348602/Dem>

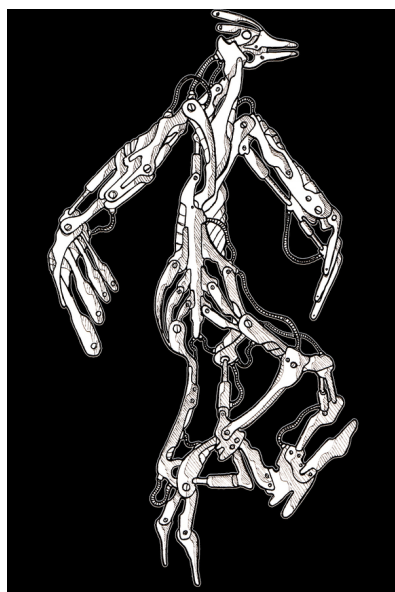

November 16, 2009

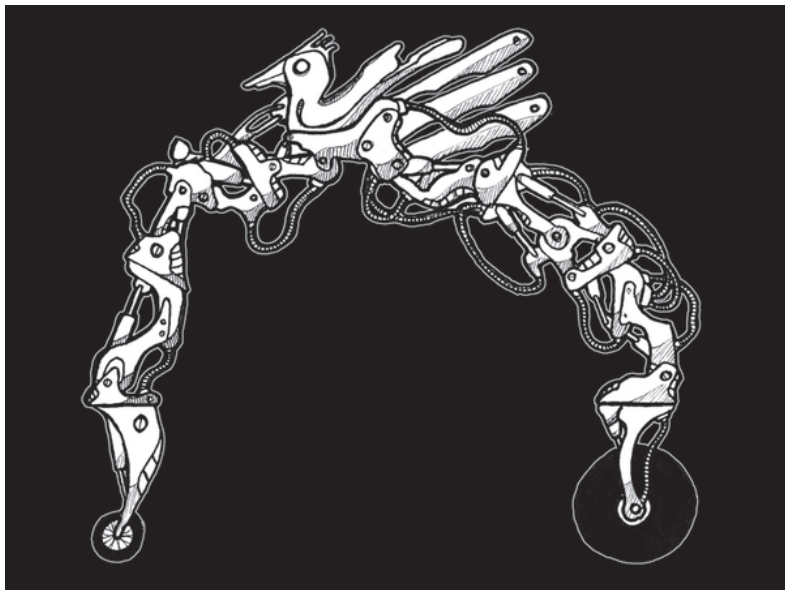
This work was published under the creative commons CC BY-NC license type. To learn more about license types see the appendix.



Drawing








The Artist  <https://www.behance.net/simonbradford>

Bradford, Simon

Manhay, Belgium



Createnow tour avatars

 <http://www.behance.net/gallery/12035623/CreateNow-tour-Avatars>

November 10, 2013

This work was published under the creative commons CC BY-NC license type. To learn more about license types see the appendix.



Graphic Design · Illustration

During the Adobe CreateNow tour in Europe with Rufus and Jason, I've designed several celebrities to demonstrate a collaborative workflow in the Creative Cloud.

During the Adobe CreateNow tour in Europe with Rufus and Jason, I've demonstrated how to share your artworks in the Creative Cloud to gather feedback. We visited 6 cities in 2 weeks and the challenge was to design one celebrity and one cliché per stop. VIENNA

Wolfgang Amadeus Mozart died in 1791 in Vienna. where he composed many of his best-known symphonies, concertos, and operas.




The Croissant is the most famous "Viennoiserie" in Paris, which means that it comes from Vienna. August Zang, Austrian officer, founded the first vienesse bakery in Paris in 1839.

HAMBURG



Johannes Brahms was born in Hamburg in 1833.



It started as a joke between Rufus, Jason and I, but we rapidly discovered that the Hamburger is from Hamburg. According to White Castle, Otto Kuase was the inventor of the hamburger. In 1891 he created a beef patty cooked in butter, topped with a fried egg. German sailors would later omit the fried egg.

STUTT GART




Ferdinand Porsche founded his car consulting company in Stuttgart in 1931. I've also noticed that Stuttgart coats of arm represent a black horse on its hind legs. It really looks like Ferrari's famous logo. The legend says that Enzo Ferrari confessed just once the story of the prancing horse logo: "The horse was painted on the fuselage of the fighter plane of Francesco Baracca — a heroic airman of the first world war."



COPENHAGEN



Mads Mikkelsen is probably the most famous Danish actor in the world since his performance in *Casino Royale*.



You'll also notice beautiful bikes in the streets of Copenhagen. The "Copenhagen wheel" captures energy dissipated while cycling and braking and saves it for when you need a bit of a boost.

STOCKHOLM



Jason insisted. He's a big fan of ABBA. He had the cover of "The Definitive Collection" album in mind.

HELSINKI




Alvar Aalto died in Helsinki in 1976. He's a famous and multi-talented Finnish architect and designer.

The Artist  <https://www.behance.net/mchaize>

Chaize, Michael

Paris, France



Umbigo

 <http://www.behance.net/gallery/11871391/Umbigo>

November 02, 2013

This work was published under the creative commons CC BY-NC license type. To learn more about license types see the appendix.



Fashion · MakeUp Arts (MUA) ·
Photography

Fashion editorial made for Umbigo





The Artist  <https://www.behance.net/pedromatos>

Matos, Pedro

London, United Kingdom



Appendix A: Creative Commons

The Licenses

Attribution CC BY

This license lets others distribute, remix, tweak, and build upon your work, even commercially, as long as they credit you for the original creation. This is the most accommodating of licenses offered. Recommended for maximum dissemination and use of licensed materials.

Attribution-ShareAlike CC BY-SA

This license lets others remix, tweak, and build upon your work even for commercial purposes, as long as they credit you and license their new creations under the identical terms. This license is often compared to “copyleft” free and open source software licenses. All new works based on yours will carry the same license, so any derivatives will also allow commercial use. This is the license used by Wikipedia, and is recommended for materials that would benefit from incorporating content from Wikipedia and similarly licensed projects.

Attribution-NoDerivs CC BY-ND

This license allows for redistribution, commercial and non-commercial, as long as it is passed along unchanged and in whole, with credit to you.

Attribution-NonCommercial CC BY-NC

This license lets others remix, tweak, and build upon your work non-commercially, and although their new works must also acknowledge you and be non-commercial, they don't have to license their derivative works on the same terms.

Attribution-NonCommercial-ShareAlike CC BY-NC-SA

This license lets others remix, tweak, and build upon your work non-commercially, as long as they credit you and license their new creations under the identical terms.

Attribution-NonCommercial-NoDerivs CC BY-NC-ND

This license is the most restrictive of our six main licenses, only allowing others to download your works and share them with others as long as they credit you, but they can't change them in any way or use them commercially.

To learn more visit:

<http://www.creativecommons.org>